

CHILD'S PLAY TOURING THEATRE

One Monster After Another Study Guide for Teachers

Local sponsors have scheduled Child's Play Touring Theatre to perform for your students in a few months, and we thought you might like to know more about us and what we do. To help make this a fun and motivational experience, we have provided materials to assist you and your students in the preparation and follow up of the show.

What is Child's Play Touring Theatre?

Child's Play Touring Theatre is a professional traveling theatre for young audiences that performs stories and poems written by children, transforming young writers' manuscripts into plays, songs, and dances. Every year, the company performs the works of hundreds of young poets, essayists, playwrights and short story writers from classrooms just like yours.

Child's Play combines the imagination of children and the craftsmanship of professional theatre artists. Using characters, narration and dialogue created by young authors, the actors of Child's Play Touring Theatre add songs, mime, music, sound effects, props and costumes to fashion a complete show. A lively pace, energetic performances, and lots of audience participation keep the children involved throughout the presentation.

A Child's Play performance can spark the writing program in your classroom, as well as open doors to discussion, writing, and theatre activities. As children watch our actors performing literature written by other children, they become very excited about their own potential as writers. They say, "I can do that too!"

What can I do to prepare for the show...

- The best way for you to prepare your students for a Child's Play performance is to let them know that this is a show written by kids - kids just like them!
- Talk about the vocabulary of the theatre. Discuss the roles of the actors, a musical director, the set, a script, etc.
- Ask how many students have seen a play. Have them share their experiences.
- Let the children know that they should feel free to clap if they like the actors or something that happens on the stage. At this performance, they will be asked to sing along, make movements, or even come on stage to help the actors.

After the performance...

Following you will find a few suggestions for follow-up activities in your classroom.

THE MISSING BREW

By: Jay, 6th Grade

Black Magnet School, Chicago, IL

The Halloween spirits and witches are worried because someone has stolen the magic brew. Without it, Halloween night is ruined! Little Weegie Witch has to save Halloween by solving the mystery of her mother's missing brew. It takes some clever detective work to uncover the Brew Bandit's true identity.

Discussion and Activities for Everyone

- Children are amused by silly names. Let the children make up as many ghost, goblin and ghoulish names as possible. Then, have the whole class vote on the top three.
- Cook a REAL brew as a special treat. Put in vegetables, meat, and spices. Let all the witches and ghosts enjoy the finished product!

Discussion and Activities for Younger Students

- Play "Hide the Brew." Designate an object (or create one) to represent Mama Witch's brew. Have one student be Weegie and let him or her ask questions and guess who is hiding the magic brew. If the child guesses wrong, he or she must sit down and the person they chose becomes Weegie.
- Let the students imagine what it would be like to be a ghost. What would they do? Who would they haunt? Have them write about it.

Discussion and Activities for Older Students

- Discuss the Salem Witch Trials. Have the students find out what they were, when they occurred and who was involved. They could discover what kinds of superstitious thinking led to the trials. Perhaps each student could find out one interesting fact about that historical incident. Share and discuss the results.
- Learn as a class what it takes to be a detective. Read a good detective novel out loud and have the kids try and figure out the mystery. What do modern day detectives do? Perhaps a police detective could talk to the children about the steps involved in solving a mystery.

THE OUTSIDE LOOKING IN

By: Ian, 6th Grade

Family Learning Academy, Dover, DE

This toe-tapping monster musical will teach the children why it's so hard to be a monster today. They are treated differently and being left out makes them feel blue...

Discussion and Activities for Everyone

- Have the students write a poem or a jingle. Try putting it to music. Have the whole class sing along.
- Ask the students to write about a time when they felt left out because they were different and didn't fit in. Talk about the importance of making everyone feel welcome. Have them come up with some ways to make others feel included.

Discussion and Activities for Younger Students

- Play Duck, Duck, GHOST!
- Make little monster friends for the kids to take home with them. Use construction paper or other materials. They can also name their own monsters.
- Have the children write down ways to be a good friend to others. Share the answers.

Discussion and Activities for Older Students

- Kids are interested in all kinds of exotic creatures. Lead a discussion about wild animals that are often alone and do not travel in families or packs. Let them imagine and write about what it would be like to be one of these creatures. How would they amuse themselves day to day?
- Talk about musicians, concentrating on composers. Discuss the steps in which a songwriter creates a tune and adds the lyrics. What kind of career do these professionals have? Talk about the type of jobs one could have in the music or dramatic industries.
- Write a story as a class about a monster who felt left out for one reason or another.

FRIENDLY MONSTER

**By: Crystal, 4th Grade
Ellendale, DE**

Little Debbie doesn't follow her mother's advice and finds herself in the deep dark forest. She meets her greatest fear - the Boogie Man - who actually boogies! Singing and dancing his way into her heart he helps Debbie let go of her fear and he leads her out of the deep dark forest.

Discussion and Activities for Everyone

- Ask the students to write about some of the things they are most fearful of and why?
- Lead a discussion about things that the student's parents think they are ready to do, but the students don't feel ready for.

Discussion and Activities for Younger Students

- Ask the students to draw their image of a scary and friendly monster.
- As a class discuss what a friendly monster would sound and look like, and what a scary monster would sound and look like. Then decide how they would dance.
- Play Monster Tag! The one person who is “it” chases everyone else as a monster, by using the body and voice. As people are tagged, they too become monsters. The game ends when everyone is a monster! The game can then be reversed until everyone is back to normal.

Discussion and Activities for Older Students

- Lead a discussion about some things their parents would not let them do, because they thought they were not old enough.

CRITIQUES AND REVIEWS

Encourage your students to become theatre critics. They can write their reviews of our show on the review sheets provided. It can be done as an assignment or just for fun.

Think about publishing opposing viewpoints in a school newsletter. And of course, we are always thrilled to receive constructive criticism from our toughest audience! Send stories, drawings, letters, and reviews to:

CHILD'S PLAY TOURING THEATRE

2518 W. ARMITAGE

CHICAGO, IL 60647

WWW.CPTT.ORG


For more information contact Child's Play at (773) 235-8911

Study Guides are subject to change without prior notice.


Copyright 2001 Child's Play Touring Theatre

Write a Review


Today we went to a show by Child's Play Touring Theatre. Fill in the blanks to tell all about the show. Draw pictures in the boxes to show what you saw and did.




Today we went to a _____



One thing I saw was _____



We also saw _____



My favorite person was _____



The part I didn't like was _____



My favorite part was _____

Written and drawn by _____

